

Set the Standard for Breast Cancer Treatment Monitoring


Premium Breast Phantom

The complete quantitative parametric suite for ADC & T1 standardization with realistic fat suppression for breast MRI



Proudly developed in collaboration with
University of California, San Francisco and NIST.

Knowing is better than not knowing. Especially when it comes to breast cancer.



Suppress breast fat in MRI imaging with CaliberMRI's unique fat mimic, developed in collaboration with the University of California, San Francisco and NIST.



Standardize ADC and T1 relaxation values with CaliberMRI's human tissue mimic solutions developed in over a decade of collaboration with leading qMRI researchers and scientists.

Know the specs

The Contrast and Diffusion sides are encased in robust, semi-rigid double-walled shells. Between the walls is a fat mimic designed for comprehensive fat suppression assessment.


Evaluated MRI Characteristics

- > B1 and B0 non-uniformity, geometric linearity, gradient amplitude
- > System center frequency drift (short time duration)
- > Resolution and SNR
- > Accuracy and precision of T1 measurements
- > Accuracy and precision of the Apparent Diffusion Coefficient (ADC)

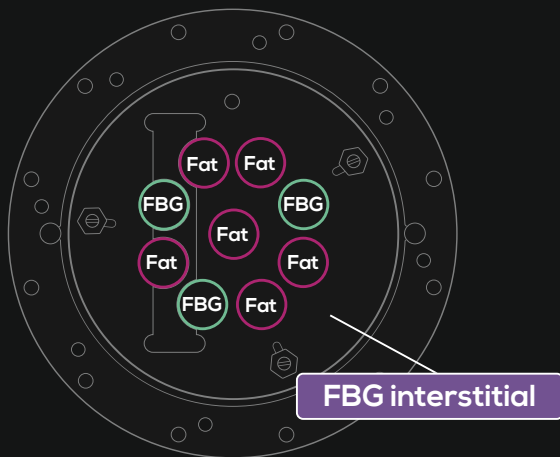


The Contrast Side for T1 Relaxation Standardization

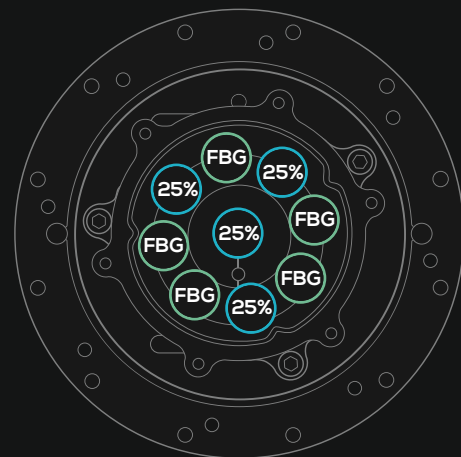
The Contrast Side contains an array of fat, dense fibroglandular (FBG) tissue, and PVP mimics that aid in fat suppression, and T1 mapping and standardizing.



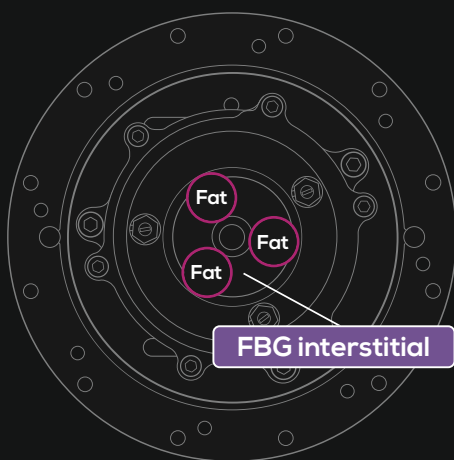
- > 24 contrast spheres for fat T1 (335 ms, 3.0 T at 20°C) and FBG dense tissue T1 (1580 ms, 3.0 T at 20°C) standardization.



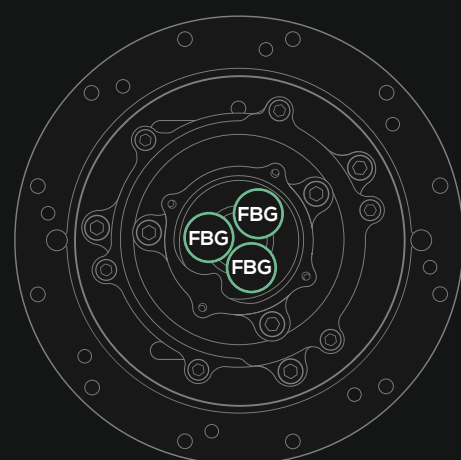
Contrast layer one



Contrast layer two



Contrast layer three



Contrast layer four

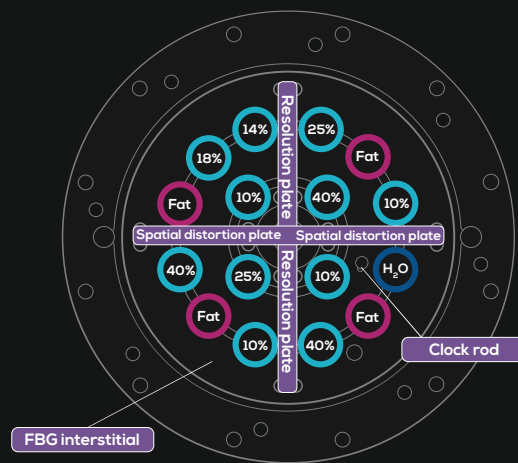
The Diffusion Side for ADC Standardization

The Diffusion Side contains fat mimic and a varied array of PVP mimics that aid in ADC mapping and standardizing.




- > 16 diffusion vials (0.13×10^{-3} – 1.1×10^{-3} mm²/s, 0°C) for ADC standardization.

Diffusion side mimic arrangement



Map beyond **The Known** with the CMRI Premium Breast Phantom



SYMBIOTIC
DEVICES

p 1300 934 947 **f** 1300 734 712
w www.symbioticdevices.com.au
e team@symbioticdevices.com.au
a Unit 6, 105-111 Ricketts Road
Mount Waverley, VIC 3149